

## INSTALLATION

Use the actual weapon for correct installation

1. Install long or short crossbar in rectangular cavity in bottom of gun lock.
2. Install gun lock on the weapon.
3. Assemble "L" bracket together with butt plate or with Muzzle Plug/Cup .
4. Position weapon - together with the gun lock - at your desired location and find suitable locations for mounting screws.
5. Hold weapon-gunlock in place and have another person position L bracket-Butt Plate or L bracket-muzzle plug/cup assembly at the butt stock or muzzle of the weapon. Move complete assembly around to find the best position for both gun lock and "L" bracket assembly.
6. First mark and drill mounting holes for the gun lock and use included sheet metal screws or carriage bolts to loosely mount the gun lock-crossbar assembly to the surface. Do not fully tighten screws yet.
7. Install weapon in gun lock and fine tune position of "L" bracket assembly at either end of the weapon. Make sure you leave 1/16" - 1/8" play lengthwise so weapon will not be too tight in the setup. You do not want to make it hard to remove/replace the gun. It should just slide easily in and out.
8. Mark and drill mounting holes and install "L" bracket assembly.
9. Do not tighten screws until you have checked weapon placement and removal several times.
10. Again: you want the weapon to come out of and go back into the setup light and easy.
11. See gun lock installation instructions for electrical wiring instructions.

## HELP IS JUST A PHONE CALL AWAY

Should you have any problem using or installing our products, just give us a call on 800-847-5428 and we will assist you.

## OTHER PRODUCTS AVAILABLE FROM SANTA CRUZ

### Gunlocks:

- o Model SC-1 for pump shotguns
- o Model SC-1/AR for automatic weapons

### Mounting Brackets:

- o Model SC-915/P Partition Wall Bracket
- o Model SC-934 Overhead Bracket

### Accessories:

- o Solenoid (SC-1909)
- o Spare #2 key
- o Timer (SC-7009)
- o Mounting hinge (SC-9302)

#### LIMITED WARRANTY

Santa Cruz Gunlocks, LLC. (SCG) warrants this product to be free of defects in material and workmanship under normal use for the life of the car it was originally installed in new.

SCG makes no other express or implied warranties of the product. The purchaser's sole and exclusive remedy in the unlikely event of breach of warranty is expressly limited to, at SCG's election, repair, refurbishment, or replacement of the defective product with the same version or an upgrade or, if replacement is not possible, a refund of the purchase price.

Shipping cost to SCG must be paid by the user and SCG will pay return shipping charges. Repair parts and replacement products will be provided on an exchange basis only and will be either reconditioned or new. This limited warranty does not cover damage to the product resulting from accident, disaster, misuse, abuse, negligence, improper installation or modification or repair of the product other than by SCG. Limited warranty service may be obtained by returning the product to SCG at the address below.

THIS LIMITED WARRANTY IS IN LIEU OF ALL OTHER WARRANTIES, EXPRESS OR IMPLIED, INCLUDING, BUT NOT LIMITED TO, THE IMPLIED WARRANTIES OF MERCHANTABILITY AND FITNESS FOR A PARTICULAR PURPOSE. Some states, do not allow the exclusion of implied warranties, so their exclusion above may not apply to you.

#### LIMITATION OF LIABILITY

NEITHER SCG NOR ITS AUTHORIZED DEALER(S) SHALL BE LIABLE FOR ANY DIRECT, INDIRECT, INCIDENTAL, SPECIAL, OR CONSEQUENTIAL DAMAGES, WHETHER IN AN ACTION IN CONTRACT OR TORT (INCLUDING NEGLIGENCE AND STRICT LIABILITY), SUCH AS, BUT NOT LIMITED TO, LOSS OF ANTICIPATED PROFITS OR BENEFITS RESULTING FROM THE USE OR NOT USE OF THE PRODUCT OR ANY BREACH OF ANY WARRANTY, EVEN IF SCG OR ITS AUTHORIZED REPRESENTATIVE HAS BEEN ADVISED OF THE POSSIBILITY OF SUCH DAMAGES. IN NO EVENT WILL SCG OR ITS AUTHORIZED REPRESENTATIVES' LIABILITY EXCEED THE PRICE PAID FOR THE PRODUCT.

## SANTA CRUZ GUNLOCKS, LLC.

450 Tyler Rd.

Webster, NH 03303

Phone: (603)746-7740 Fax: (603)746-7764

1-800-847-5428

E-mail: [info@SantaCruzGunlocks.com](mailto:info@SantaCruzGunlocks.com)

[www.SantaCruzGunlocks.com](http://www.SantaCruzGunlocks.com)

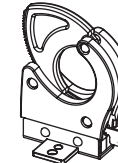
We reserve the right to change our design and prices any time without notice.



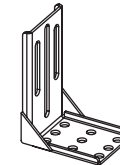
# SC-917 Series Wall/Trunk Brackets for the SC-5 gun lock

Santa Cruz Model SC-917 brackets were designed to mount any long rifle/shotgun on a **solid** surface using the advanced SC-5 gun lock.

## COMPONENTS



All stainless steel and rubber gun lock. Shown with short mounting crossbar included with every lock. Part no. SC-5



L Bracket for mounting butt plate, muzzle cup or muzzle plug Part no. SC-9903



Muzzle plug Part no. SC-404

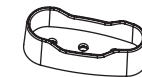
- or -



Muzzle Cup Part no. SC-9311

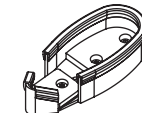


Long crossbar Part no. SC-502



Solid aluminum butt plate Part no. SC-1901

- or -

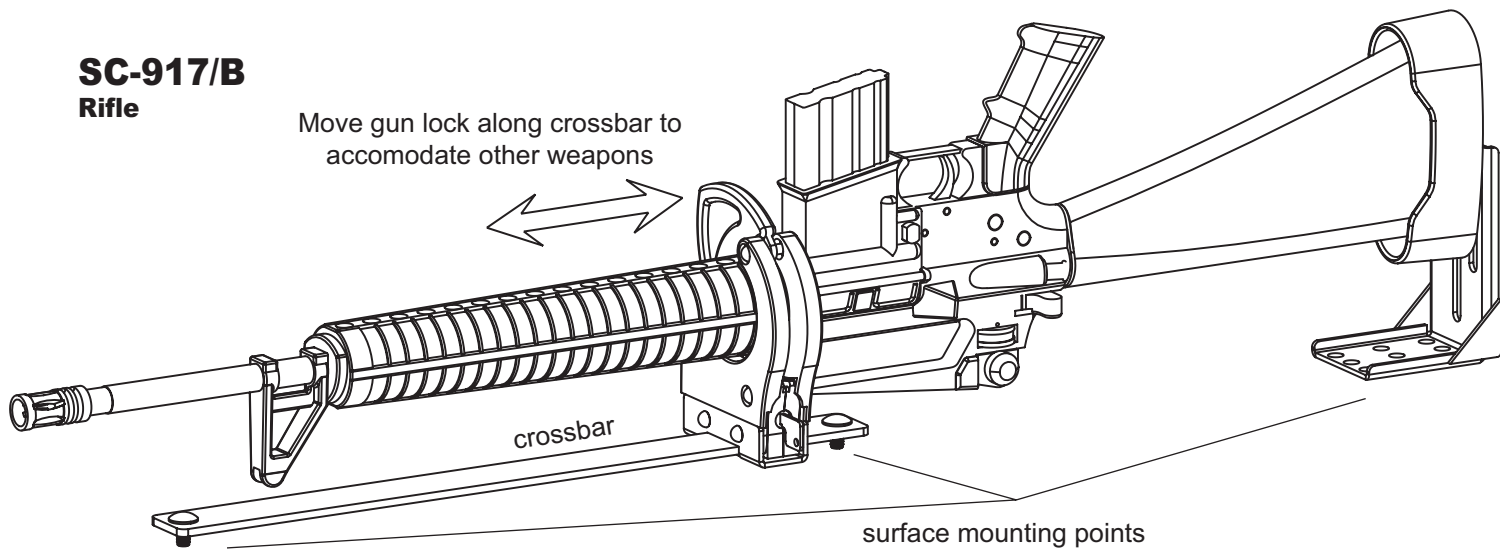


Adjustable steel butt plate Part no. SC-1900

## SC-917/B

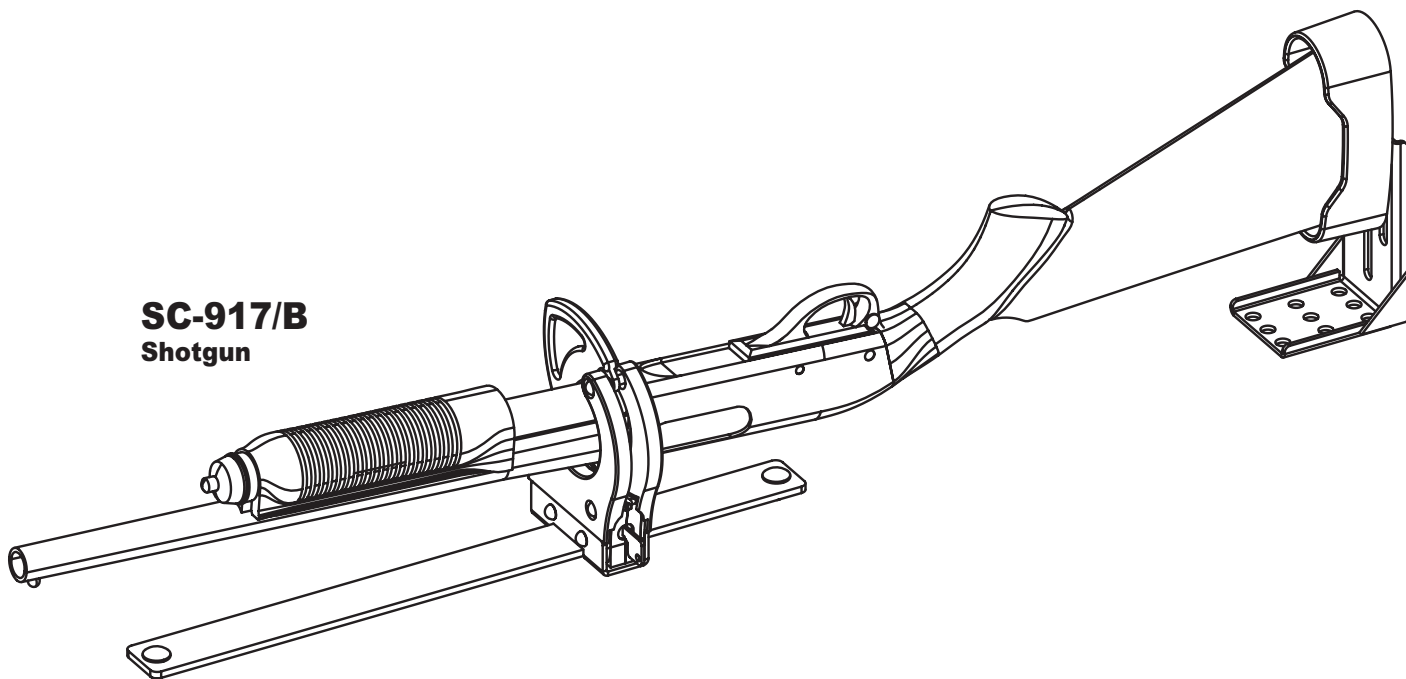
Rifle

Move gun lock along crossbar to  
accomodate other weapons



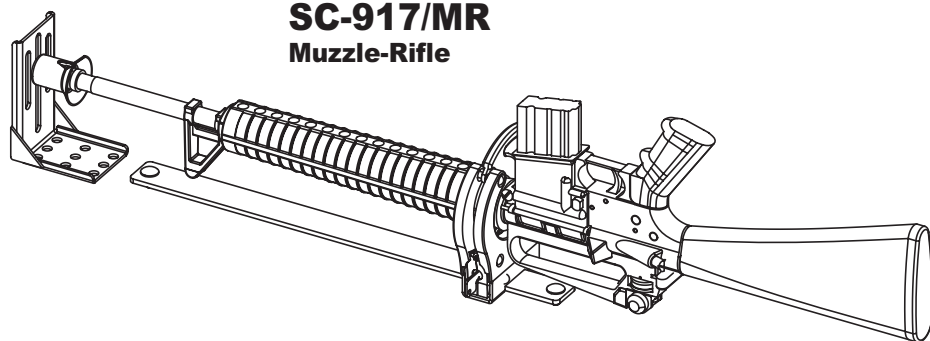
## SC-917/B

Shotgun



## SC-917/MR

Muzzle-Rifle



## SC-917/MS

Muzzle-Shotgun

